

## Table of contents(目錄)

## Paper

1-1.Line&Load Regulation And Temperature Chafaile Character (輸入&負荷及溫度變動特性)-----	4
1-2.Ripple And Noise Character(紋波特性)-----	5~6
1-3.Over-Voltage Protection (過電壓保護特性)-----	7
1-4.Over-Current Protection (過電流保護特性)-----	8
1-5.Dynamic ripple Character(動態負載特性)-----	9
1-6.Efficiency Character(效率特性)-----	10
1-7.Input&Load Change Character(輸入&負荷變動特性)-----	11
1-8.Inrush Current (浪涌電流)-----	12
1-9.Turn On Delay(開機爬升延遲時間)-----	13
2-1.Hold Up Time Character (保持時間)-----	14
2-2.Low Vac Shut Off (輸入欠壓關斷特性)-----	15
2-3. Over Shoot(過沖特性)-----	16
2-4.Under Shoot(下沖特性)-----	17
2-5.Leak Current (漏電流特性)-----	18

Evaluation Method 評價方法

Circuit used for determination 特性電路圖

## Circuit 1 特性回路1

Line&Load Regulation And Temperature Chafaile Character (輸入&負荷及溫度變動特性)

Over-Voltage Protection (過電壓保護特性)

Over-Current Protection (過電流保護特性)

Dynamic ripple Character(動態負載特性)

Efficiency Character(效率特性)

Input&Load Change Character(輸入&負荷變動特性)

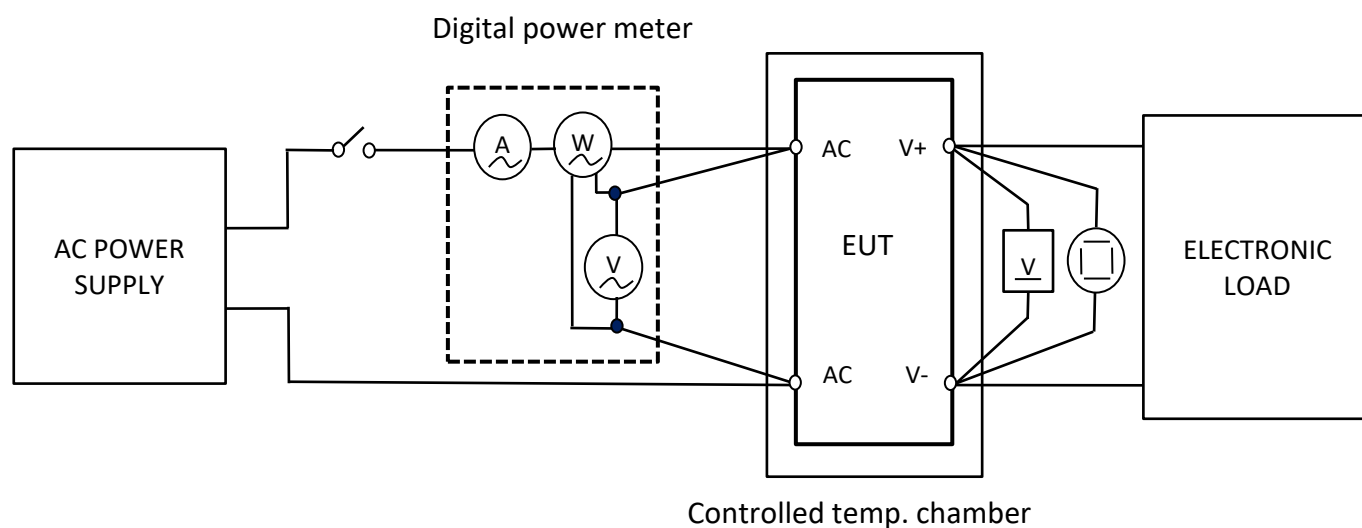
Turn On Delay(開機爬升延遲時間)

Hold Up Time Character (保持時間)

Low Vac Shut Off (輸入欠壓關斷特性)

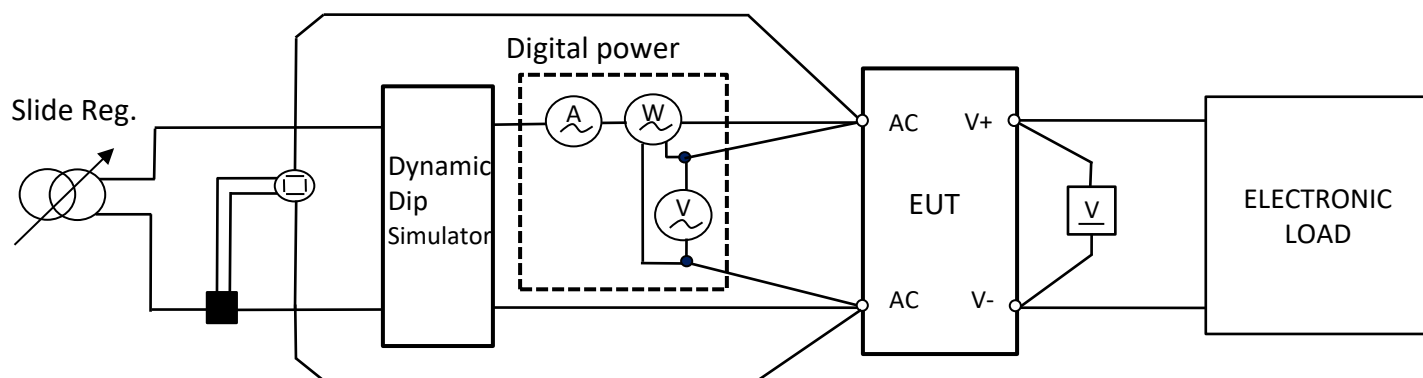
Over Shoot(過沖特性)

Under Shoot(下沖特性)



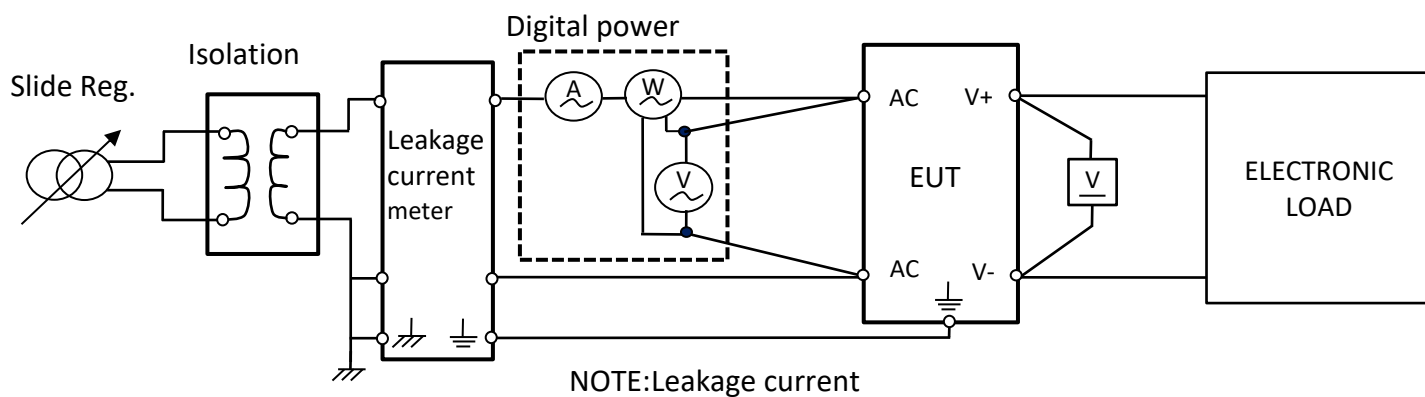
## Circuit 2 特性回路2

Inrush Current (浪涌電流)



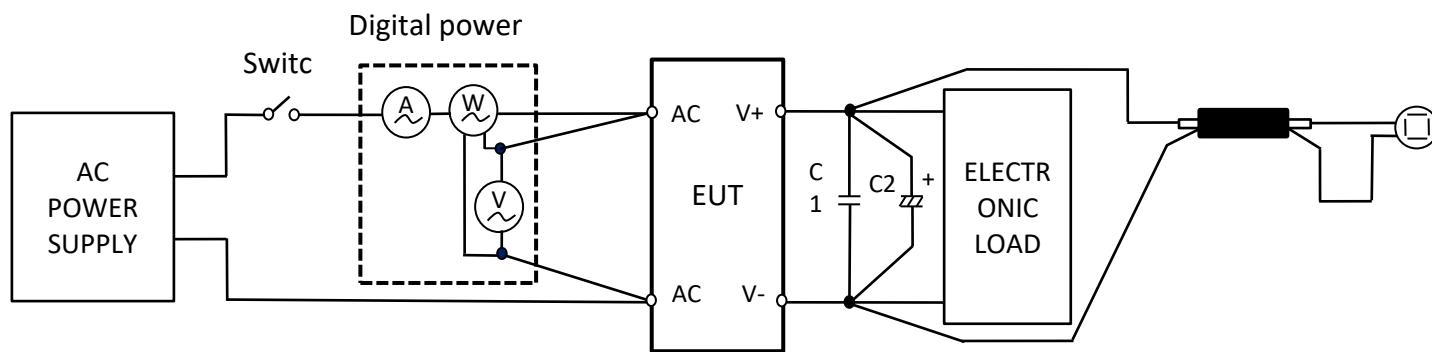
## Circuit 3 特性回路3

Leak Current (漏電流特性)



## Circuit 4 特性回路4

Ripple And Noise Character(紋波特性)



C1 : 0.1 $\mu$ F CERAMICS CAPACITOR

C2 : 10 $\mu$  100V ALUMINUM CAPACITOR

THE BANDWIDTH OF OSCILLOSCOPE IS SET WITH 20MHz

## 1.ELECTRICAL FUNCTION Character(電氣特性)

## 1-1.Line&amp;Load Regulation And Temperature Chafaile Character (輸入&amp; 負荷及溫度變動特性)

※ Character Condition(特性條件):

1	I/P Voltage(Vac)(輸入電壓)	85Vac/100Vac/240Vac/265Vac
2	I/P Frequency(Hz)(輸入頻率)	47Hz ~63Hz
3	Output Load(輸出負載)	0%,25%,50%,75%,100% Of Full Load
4	Regulation(調整率)	Load Regulation: $\leq 10\%$ ; Line Regulation $\leq 2\%$
5	Ambient Temp.(°C)(環境溫度)	25°C
6	Sample Size(取樣數)	1PCS

Output voltage	15.0V
----------------	-------

※ Character Data(特性數據):

I/P O/P	85Vac/63Hz	100Vac/60Hz	240Vac/50Hz	265Vac/47Hz	Line Regulation $\leq 2\%$
0%	15.05V	15.05V	15.05V	15.06V	0.07%
25%	15.01V	15.02V	15.021V	15.024V	0.09%
50%	14.979V	14.984V	14.949V	14.988V	0.26%
75%	14.944V	14.947V	14.95V	14.953V	0.06%
100%	14.903V	14.91V	14.914V	14.918V	0.10%
Load Regulation: $\leq 10\%$	0.98%	0.93%	0.91%	0.95%	

## 1-2.1 Ripple And Noise Character (紋波與雜訊)

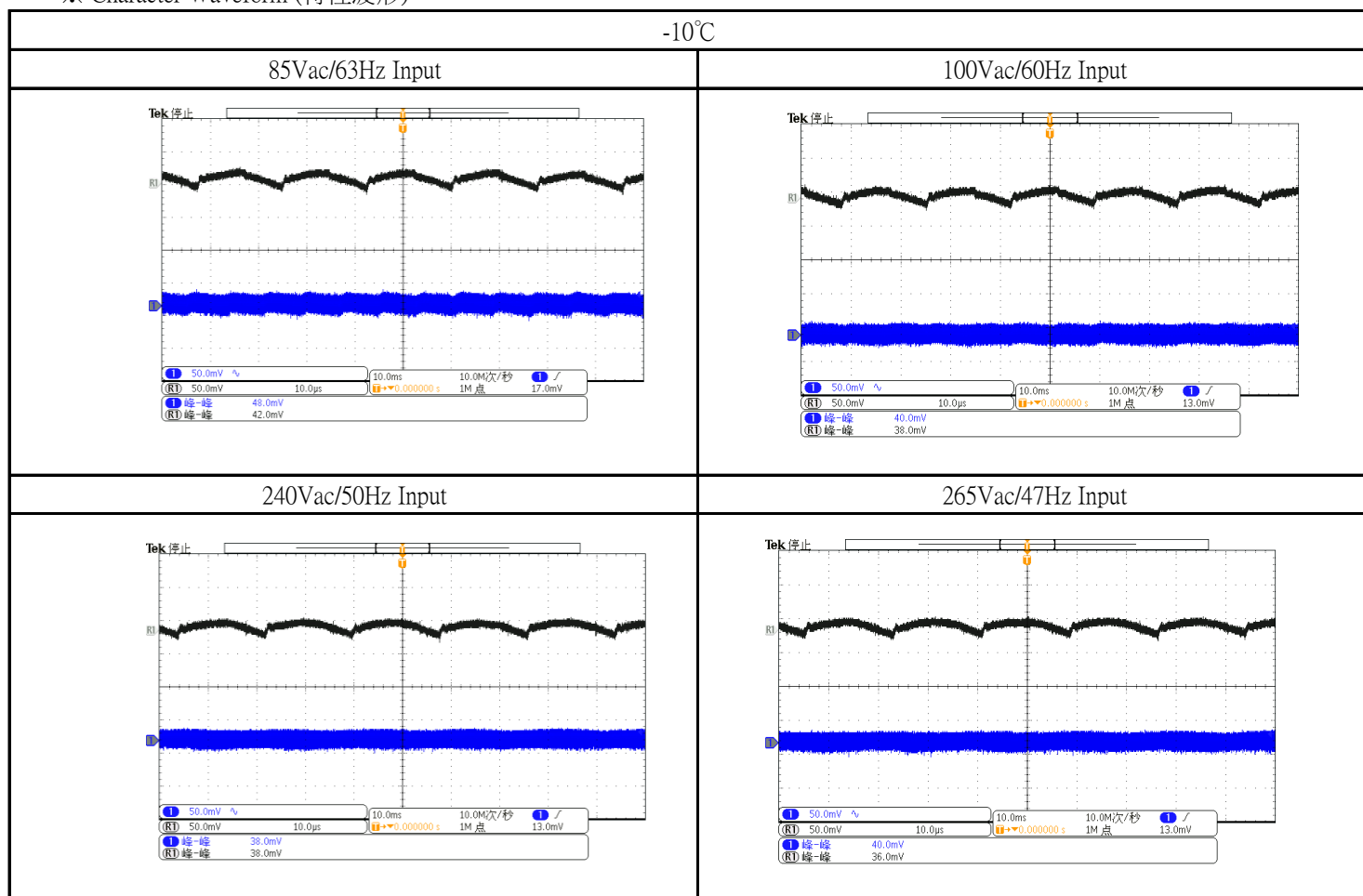
※ Character Condition(特性條件):

1	I/P Voltage(Vac)(輸入電壓)	85Vac/100Vac/240Vac/265Vac
2	I/P Frequency(Hz)(輸入頻率)	47Hz ~63Hz
3	Output Load(輸出負載)	Full Load
4	Ambient Temp.(°C)(環境溫度)	-10°C
5	Sample Size(取樣數)	1PCS

※ Character Data(特性數據):

I/P	85Vac/63Hz		100Vac/60Hz		240Vac/50Hz		265Vac/47Hz	
ITEM	Ripple	Noise	Ripple	Noise	Ripple	Noise	Ripple	Noise
-10°C	42.0mV	48.0mV	38.0mV	40.0mV	38.0mV	38.0mV	36.0mV	40.0mV

※ Character Waveform (特性波形):



## 1-2.3 Ripple And Noise Character (紋波與雜訊)

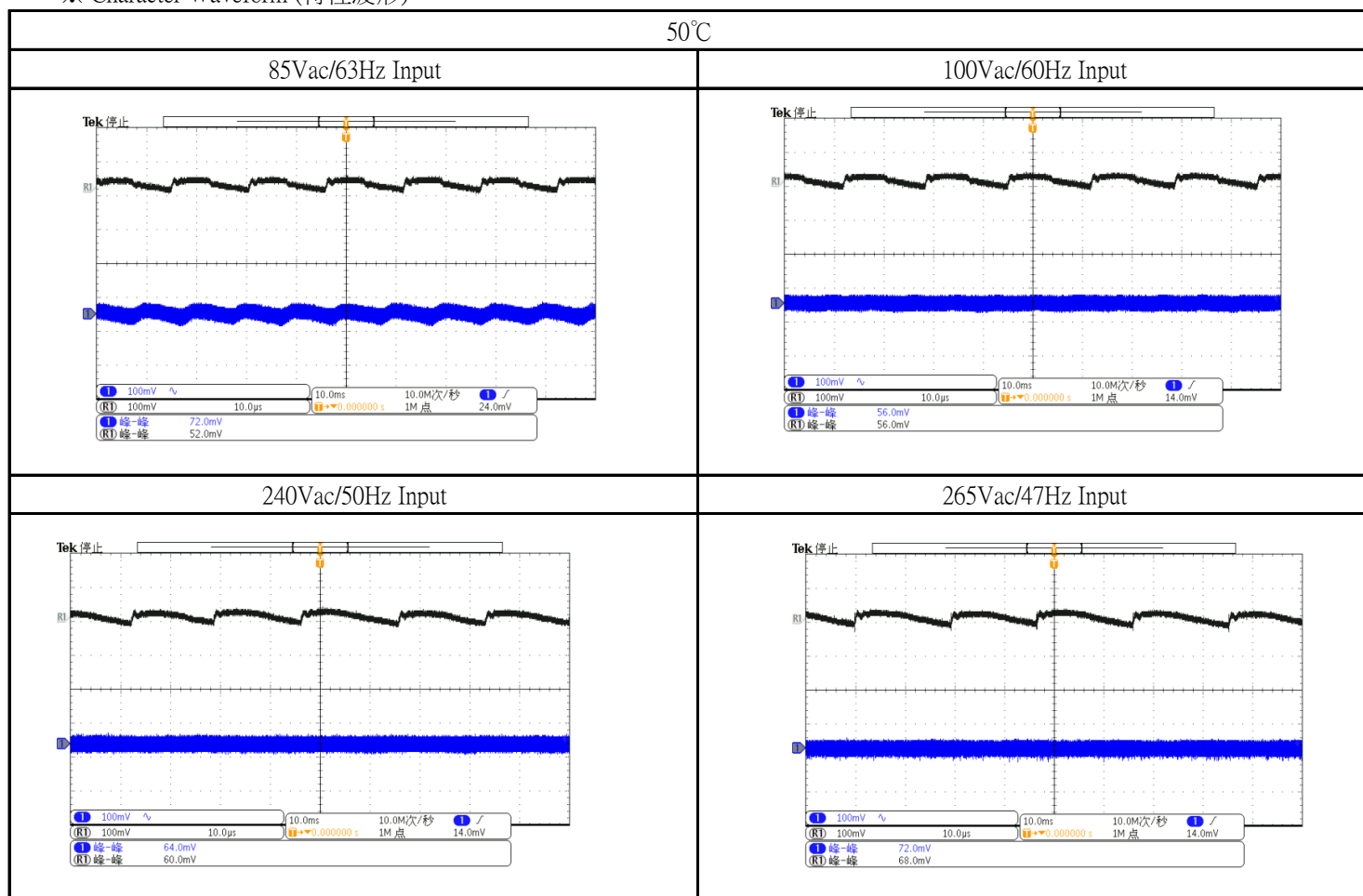
※ Character Condition(特性條件):

1	I/P Voltage(Vac)(輸入電壓)	85Vac/100Vac/240Vac/265Vac
2	I/P Frequency(Hz)(輸入頻率)	47Hz ~63Hz
3	Output Load(輸出負載)	Full Load
4	Ambient Temp.(°C)(環境溫度)	50°C
5	Sample Size(取樣數)	1PCS

※ Character Data(特性數據):

I/P	85Vac/63Hz		100Vac/60Hz		240Vac/50Hz		265Vac/47Hz	
ITEM	Ripple	Noise	Ripple	Noise	Ripple	Noise	Ripple	Noise
50°C	52.0mV	72.0mV	56.0mV	56.0mV	60.0mV	64.0mV	56.0mV	56.0mV

※ Character Waveform (特性波形):



## 1-3.Over-Voltage Protection(過電壓保護特性)

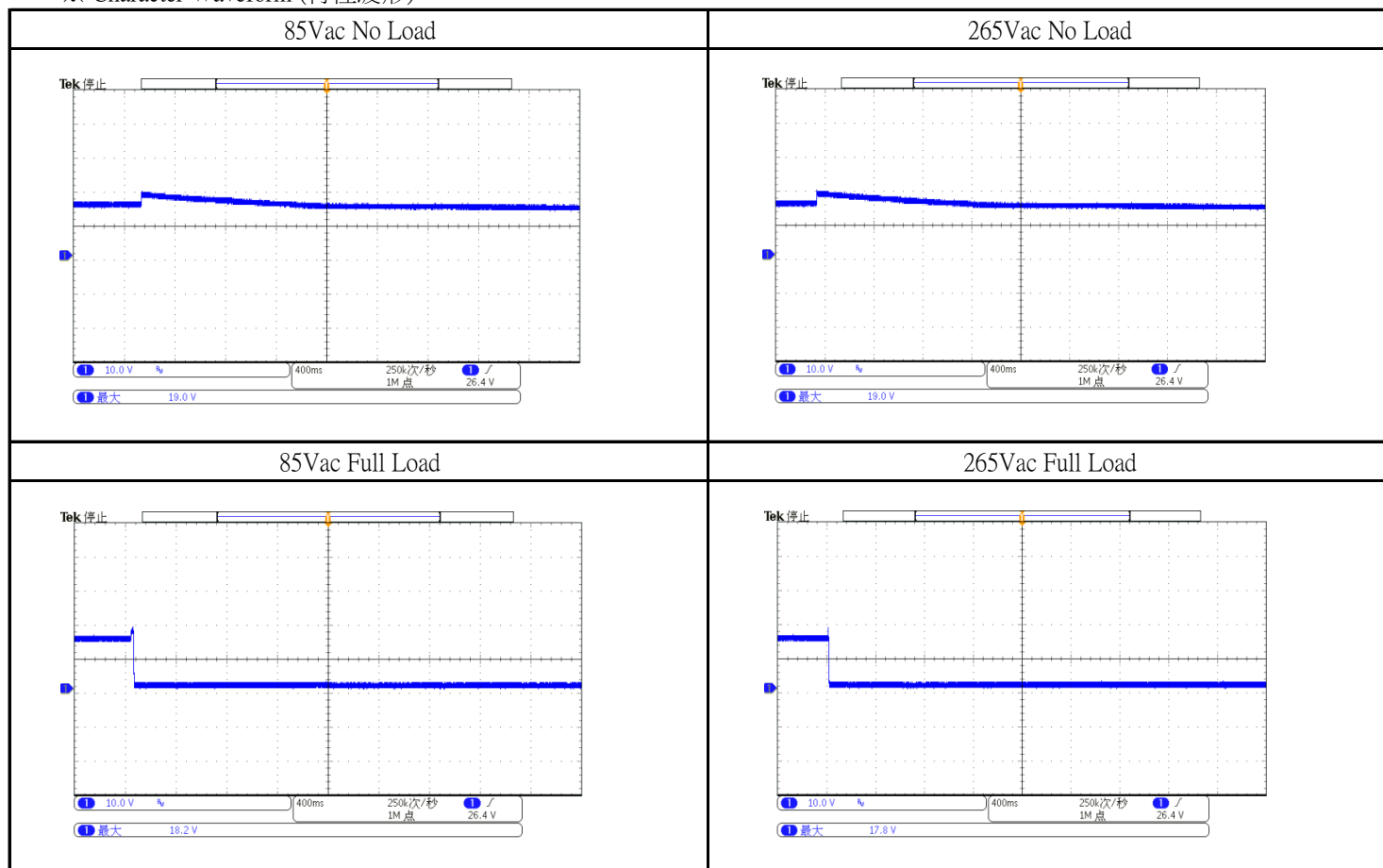
※ Character Condition(特性條件):

1	I/P Voltage(Vac)(輸入電壓)	85Vac/265Vac
2	I/P Frequency(Hz)(輸入頻率)	47Hz /63Hz
3	Output Load(輸出負載)	No/Full Load
4	Ambient Temp.(°C)(環境溫度)	25°C
5	Sample Size(取樣數)	1PCS

※ Character Data(特性數據):

O/P	No Load		Full Load	
I/P	85Vac/63Hz	265Vac/47Hz	85Vac/63Hz	265Vac/47Hz
Character Result	19.0V	19.0V	18.2V	17.8V

※ Character Waveform (特性波形):



## 1-4.Over-Current Protection(過電流保護特性)

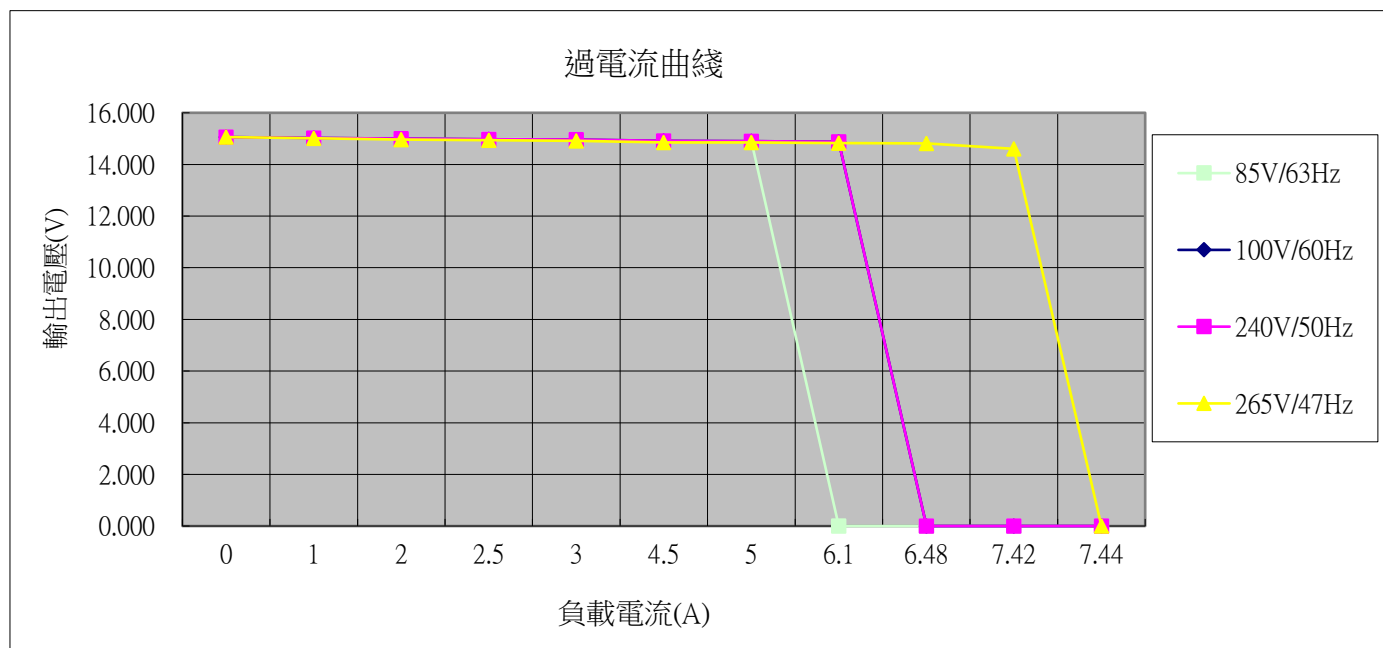
※ Character Condition(特性條件):

1	I/P Voltage(Vac)(輸入電壓)	85Vac/100Vac/240Vac/265Vac
2	I/P Frequency(Hz)(輸入頻率)	47Hz ~63Hz
3	Output Load(輸出負載)	Full Load
4	Ambient Temp.(°C)(環境溫度)	25°C
5	Sample Size(取樣數)	1PCS

※ Character Data(特性數據):

I/P	85V/63Hz	100V/60Hz	240V/50Hz	265V/47Hz
O.C.P點	6.1A	6.48A	7.42A	7.44A

I/P	85V/63Hz										
Voltage(V)	15.060	15.031	14.999	14.984	14.968	14.920	14.904	0	0	0	0
Current(A)	0	1	2	2.5	3	4.5	5	6.1	6.48	7.42	7.44
I/P	100V/60Hz										
Voltage(V)	15.060	15.030	14.997	14.981	14.965	14.918	14.902	14.879	0	0	0
Current(A)	0	1	2	2.5	3	4.5	5	6.1	6.48	7.42	7.44
I/P	240V/50Hz										
Voltage(V)	15.060	15.027	14.996	14.980	14.965	14.918	14.897	14.877	0	0	0
Current(A)	0	1	2	2.5	3	4.5	5	6.1	6.48	7.42	7.44
I/P	265V/47Hz										
Voltage(V)	15.060	15.016	14.968	14.943	14.920	14.856	14.850	14.825	14.810	14.608	0
Current(A)	0	1	2	2.5	3	4.5	5	6.1	6.48	7.42	7.44





## 1-5. Dynamic ripple Character(動態負載特性)

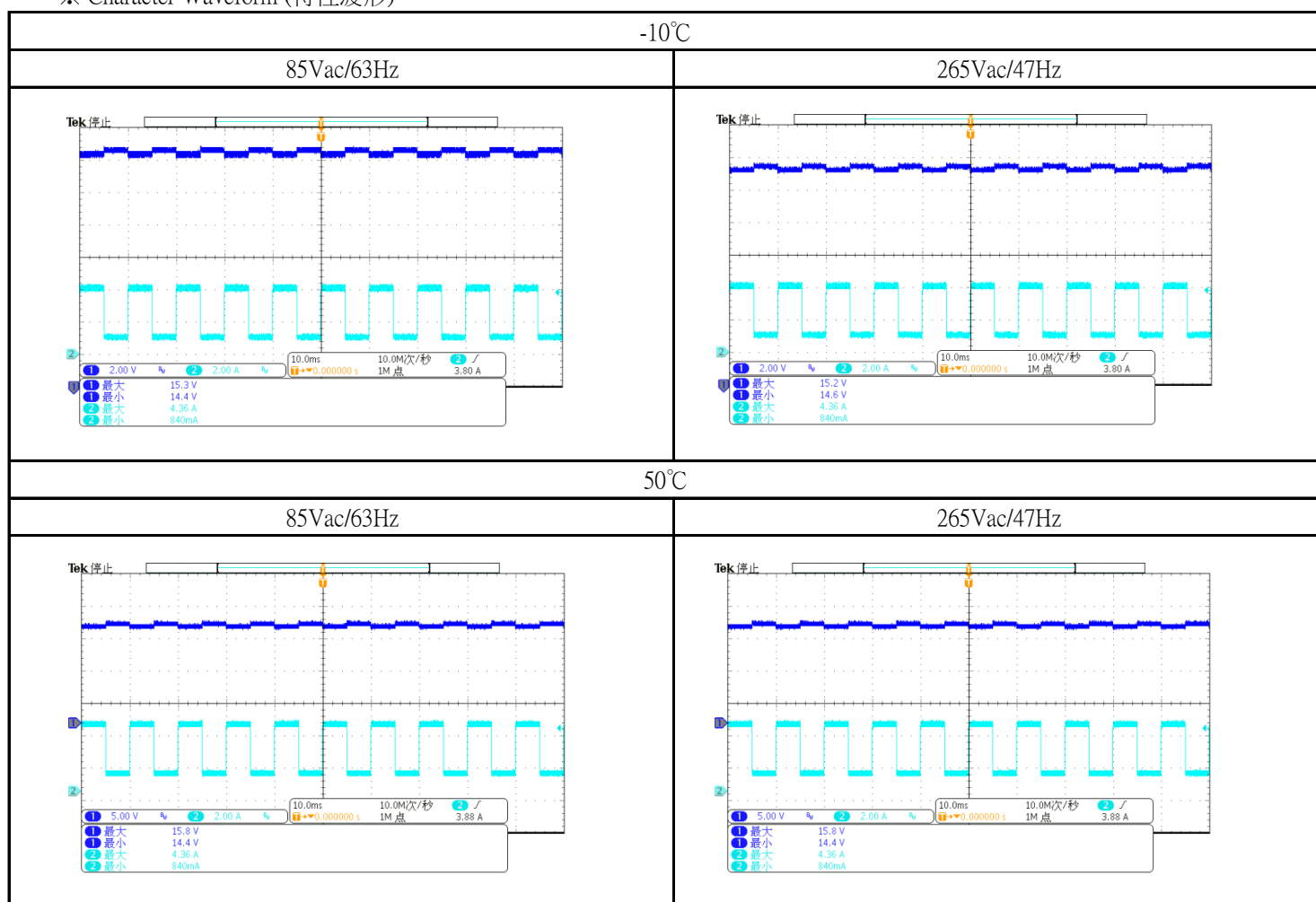
※ Character Condition(特性條件):

1	I/P Voltage(Vac)(輸入電壓)	85Vac/265Vac
2	I/P Frequency(Hz)(輸入頻率)	47Hz /63Hz
3	Output Load(輸出負載)	20%-80% Full Load,TH=5ms,TL=5ms,Slew rate=0.1A/us
4	Ambient Temp.(°C)(環境溫度)	- 10°C/50°C
5	Sample Size(取樣數)	1PCS

※ Character Data(特性數據):

I/P	85Vac/63Hz		265Vac/47Hz	
O/P	Max	Min	Max	Min
-10°C	15.3V	14.4V	15.2V	14.6V
50°C	15.8V	14.4V	15.8V	14.4V

※ Character Waveform (特性波形):



1-6.Efficiency Character(效率特性)

※ Character Condition(特性條件):

1	I/P Voltage(Vac)(輸入電壓)	115Vac/230Vac
2	I/P Frequency(Hz)(輸入頻率)	50Hz / 60Hz
3	Output Load(輸出負載)	0%,10%,25%,50%,75%,100% of Full Load
4	Ambient Temp.(°C)(環境溫度)	25°C
5	Sample Size(取樣數)	1PCS
6	Output Load(輸出負載)	2.0A

※ Character Data(特性數據):

使用線材	N/A
------	-----

Efficiency								Stand by consumption	
Load		10% 25% 50% 75% 100%						0%	
I/P		115Vac/60Hz			230Vac/50Hz			Input 115V/60Hz	230V/50HZ
O/P Load		Pin (W)	Pout (W)	Efficiency (%)	Pin (W)	Pout (W)	Efficiency (%)	0.044W	0.12W
10%	0.5A	8.34	7.520	90.17%	8.53	7.520	88.16%		
25%	1.25A	20.8	18.78	90.29%	20.84	18.78	90.12%		
50%	2.5A	41.75	37.46	89.72%	41.61	37.46	90.03%		
75%	3.75A	63	56.04	88.95%	62.33	56.06	89.94%		
100%	5.0A	84.6	74.52	88.09%	83.2	74.52	89.57%		
Average				89.26%			89.91%		

1-7.Input&Load Change Character(輸入& 負荷變動特性)

※ Character Condition(特性條件) :

1	I/P Voltage(Vac)(輸入電壓)	85Vac~265Vac
2	I/P Frequency(Hz)(輸入頻率)	47Hz ~63Hz
3	Output Load(輸出負載)	No Load and Full Load
4	Ambient Temp.(°C)(環境溫度)	25°C
5	Sample Size(取樣數)	1PCS
6		

※ Character Equipment(特性設備) :

ITEM	Equipment Item(設備)	Model No. / Manufacturer(製造商和型號)
1	AC Source(變頻器)	ALL POWER/APG-1005N
2	Power Meter(功率表)	YOKOGAWA/WT310
3	DC Load(DC負載)	ITECH/IT8512+

※ Character Data(特性數據) :

Input change with no load			
No Load		Input Condition	
		85V/63Hz	265Vac/47Hz
	Input Current ( A )	0.011	0.026
	Input Power ( W )	0.048	0.173
Input change with full load			
Full Load		Input Condition	
		85V/63Hz	265Vac/47Hz
	Input Current ( A )	1.72	0.685
	Input Power ( W )	87.25	84.03

## 1-8.Inrush Current (浪涌電流)

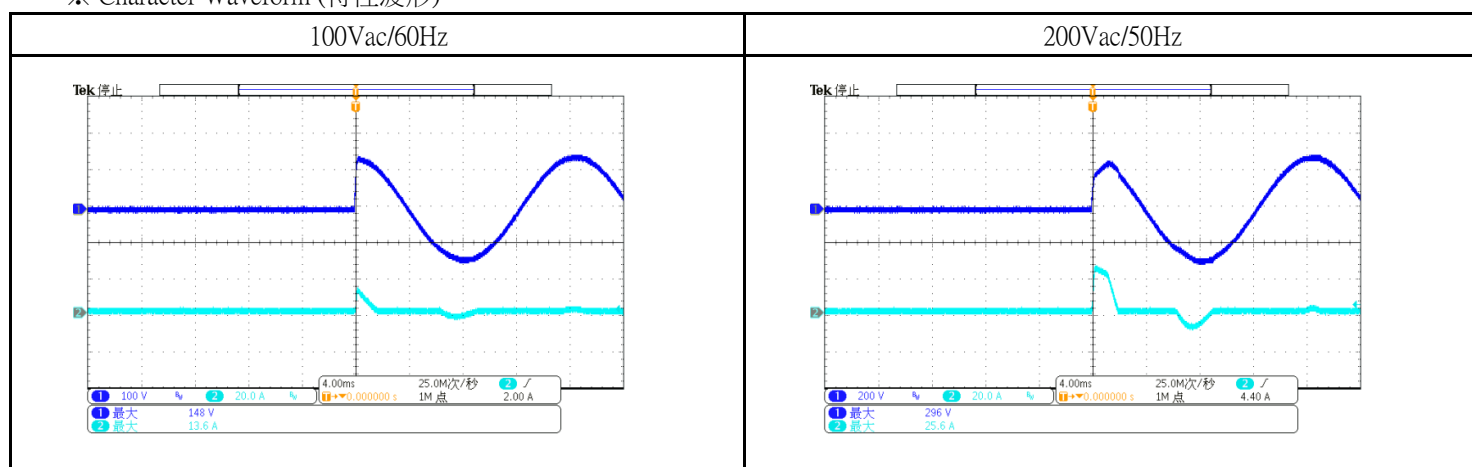
### ※ Character Condition(特性條件):

1	I/P Voltage(Vac)(輸入電壓)	100Vac/200Vac
2	I/P Frequency(Hz)(輸入頻率)	50Hz /60Hz
3	Output Load(輸出負載)	Full Load
4	Ambient Temp.(°C)(環境溫度)	25°C
5	Sample Size(取樣數)	1PCS

### ※ Character Data(特性數據):

Inrush Current		
I/P \ O/P	Full Load	Full Load
	100Vac/60Hz	200Vac/50Hz
Character Result	13.6A	25.6A

### ※ Character Waveform (特性波形):



## 1-9.Turn On Delay(開機爬升延遲時間)

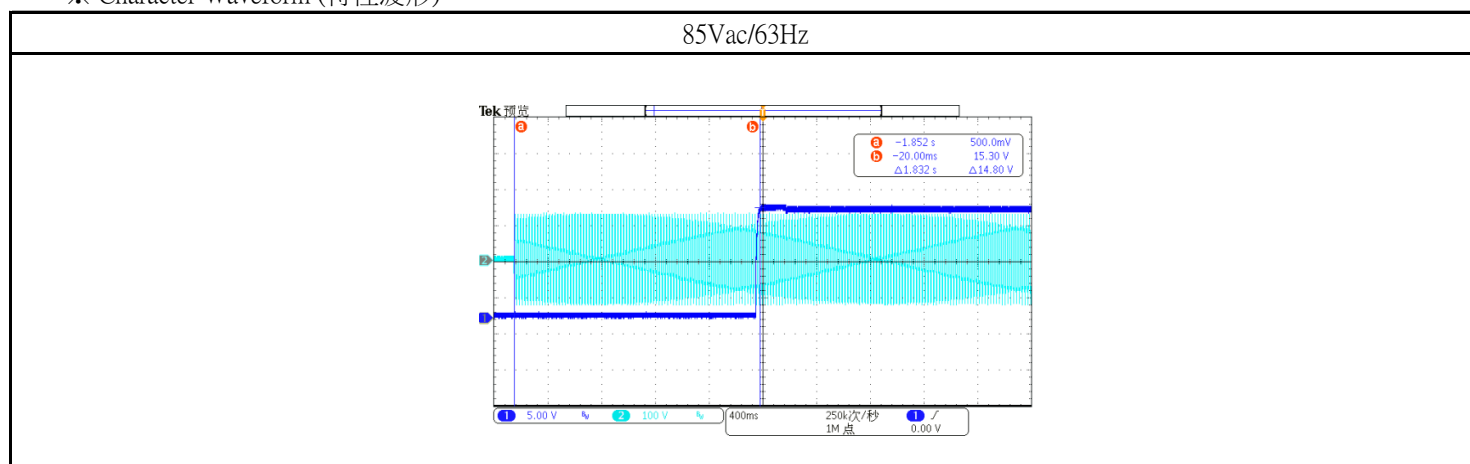
※ Character Condition(特性條件):

1	I/P Voltage(Vac)(輸入電壓)	85Vac
2	I/P Frequency(Hz)(輸入頻率)	63Hz
3	Output Load(輸出負載)	Full Load
4	Ambient Temp.(°C)(環境溫度)	25°C
5	Sample Size(取樣數)	1PCS

※ Character Data(特性數據):

Turn on delay time	
I/P	85Vac/63Hz
Character Result	1.83S

※ Character Waveform (特性波形):



## 2-1. Hold Up Time Character (保持時間)

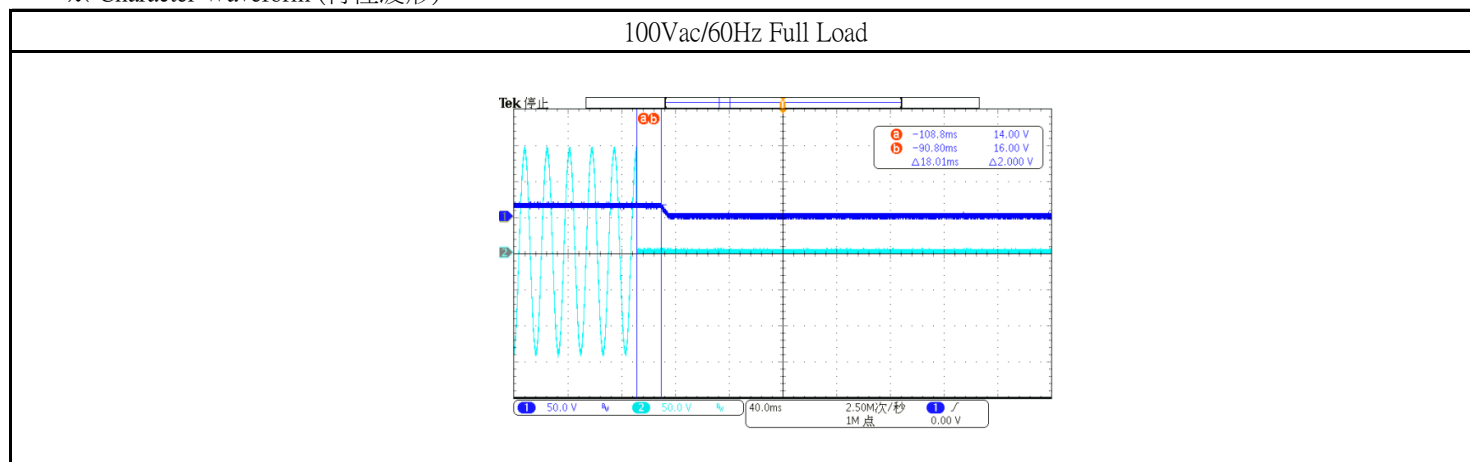
※ Character Condition(特性條件) :

1	I/P Voltage(Vac)(輸入電壓)	100Vac
2	I/P Frequency(Hz)(輸入頻率)	60Hz
3	Output Load(輸出負載)	Full Load
4	Ambient Temp.(°C)(環境溫度)	25°C
5	Sample Size(取樣數)	1PCS

※ Character Data(特性數據) :

Hold up time	
I/P	100Vac/60Hz Full Load
Character Result	18.01mS

※ Character Waveform (特性波形) :



## 2-2. Low Vac Shut Off (輸入欠壓關斷特性)

※ Character Condition(特性條件):

1	I/P Voltage(Vac)(輸入電壓)	0~85Vac
2	I/P Frequency(Hz)(輸入頻率)	60Hz
3	Output Load(輸出負載)	Full Load
4	Ambient Temp.(°C)(環境溫度)	25°C
5	Sample Size(取樣數)	1PCS

※ Character Data(特性數據):

LOW Vac SHUT OFF	
0~85Vac Input	
O/P	Full Load
Brown in	74.0V
85~0Vac Input	
O/P	Full Load
Brown out	66.0V

## 2-3. Over Shoot(過沖特性)

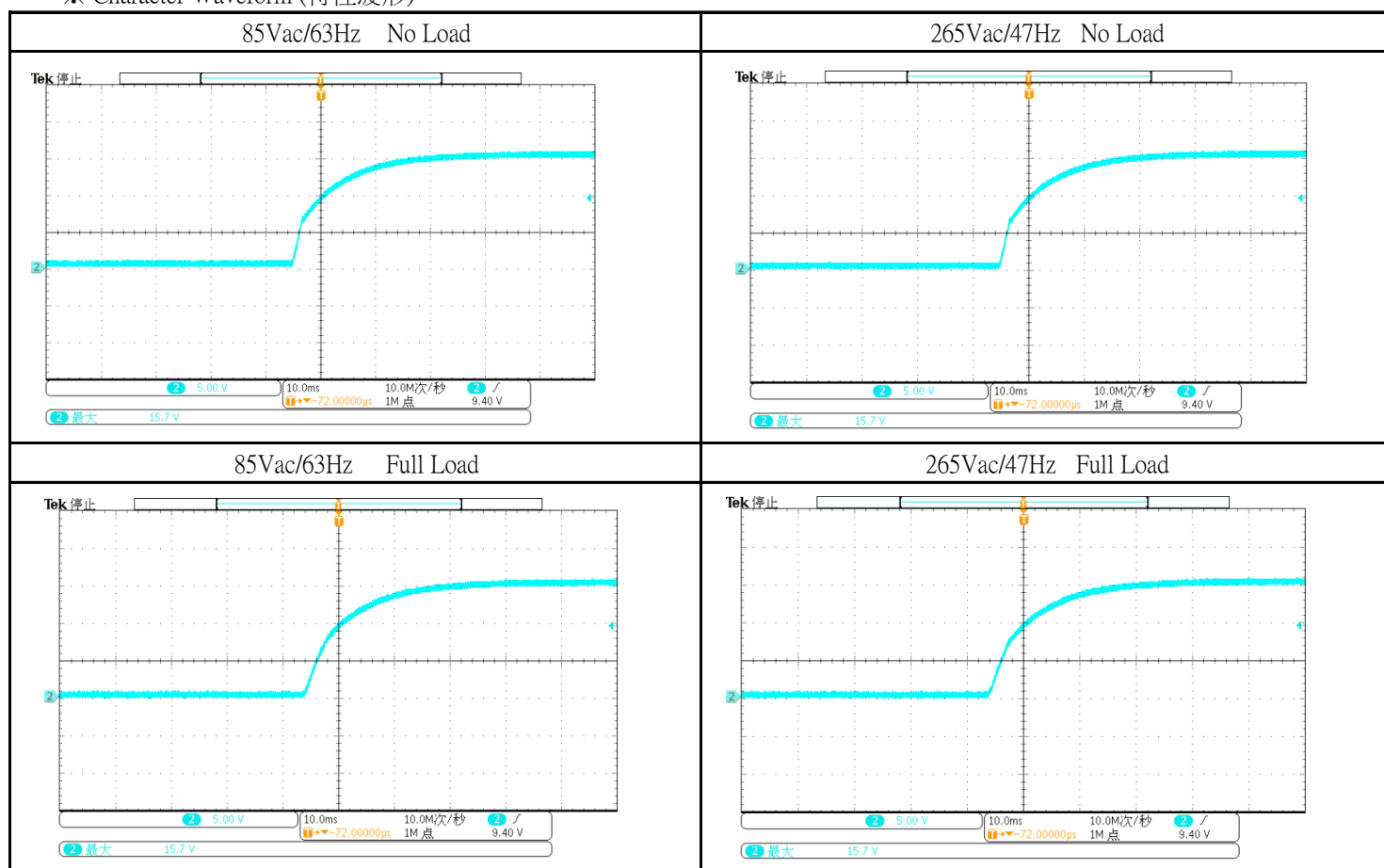
※ Character Condition(特性條件):

1	I/P Voltage(Vac)(輸入電壓)	85Vac/265Vac
2	I/P Frequency(Hz)(輸入頻率)	47Hz /63Hz
3	Output Load(輸出負載)	No Load/Full Load
4	Ambient Temp.(°C)(環境溫度)	25°C
5	Sample Size(取樣數)	1PCS

※ Character Data(特性數據):

Over Shoot				
O/P	No Load		Full Load	
I/P	85Vac/63Hz	265Vac/47Hz	85Vac/63Hz	265Vac/47Hz
Character Result	15.7V	15.7V	15.7V	15.7V

※ Character Waveform (特性波形):





## 2-4.Under Shoot(下沖特性)

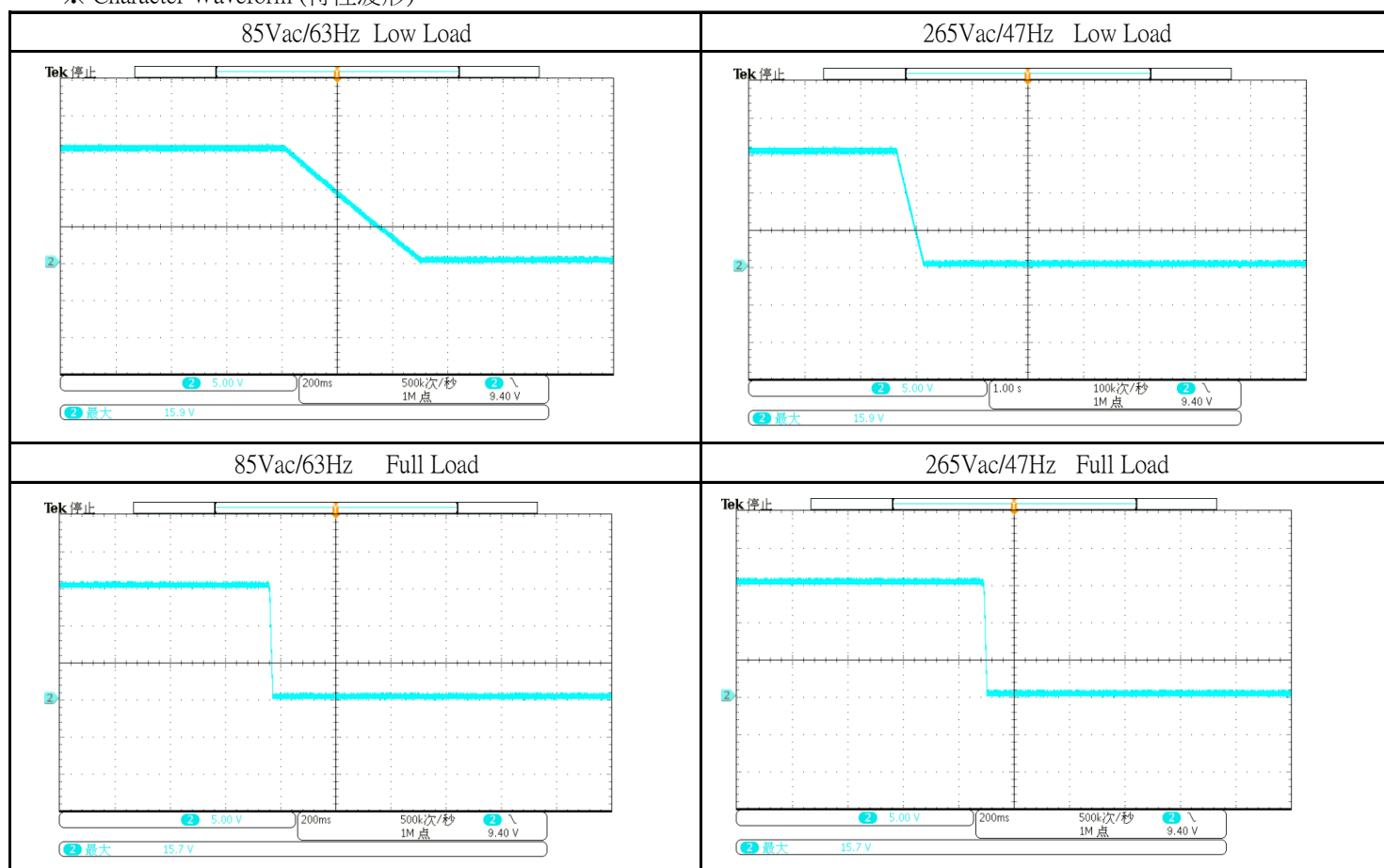
※ Character Condition(特性條件):

1	I/P Voltage(Vac)(輸入電壓)	85Vac/265Vac
2	I/P Frequency(Hz)(輸入頻率)	47Hz /63Hz
3	Output Load(輸出負載)	Low/Full Load
4	Ambient Temp.(°C)(環境溫度)	25°C
5	Sample Size(取樣數)	1PCS

※ Character Data(特性數據):

Under Shoot				
O/P	0.1A		Full Load	
I/P	85Vac/63Hz	265Vac/47Hz	85Vac/63Hz	265Vac/47Hz
Character Result	15.9V	15.9V	15.7V	15.7V

※ Character Waveform (特性波形):



## 2-5.Leak Current(漏電流特性)

※Character Condition(特性條件) :

1	I/P Voltage(Vac)(輸入電壓)	265Vac
2	I/P Frequency(Hz)(輸入頻率)	50Hz
3	Output Load(輸出負載)	No Load
4	Ambient Temp.(°C)(環境溫度)	25°C
5	Sample Size(取樣數)	1PCS
6		

※Character Equipment(特性設備) :

ITEM	Equipment Item(設備)	Model No. / Manufacturer(製造商和型號)
1	Leak current Characterer(泄漏電流特性儀)	VG2301
2		
3		
4		

### LEAK CURRENT CHARACTER

Spec.(mA MAX)	0.5
O/P	No Load
I/P	265Vac

※Character Data :

### SINGLE-PHASE EQUIPMENT

The Character was made in all combinations to the normal and reverse polarity of the supply circuit(Polarity Switch P1)

Terminal A (Switch"s") of Measuring Instrument Connected to:	Switch"e" Position	Touch Current (mA r.m.s.)				
		Polarity P1/Primary Switch Condition				
		Normal/On	Normal/Off	Reverse/On	Reverse/Off	Judgement
Output	Closed	0.01	-	0.012	-	Pass

- ☐ The touch current [did not] exceed \_\_\_\_\_ mA r.m.s with terminal A connected to the earth terminal of the unit with Switch "e" opened.
- ☒ The touch current [did not] exceed 0.5 mA r.m.s with terminal A connected to the earth terminal of the unit with Switch "e" closed.